

DESCRIPTION

The LED ALX7RGSAL series is UL924 code compliant solution for indoor exit requirements. It is available self-powered with a maintenance free nickel cadmium battery. The self-powered version will operate for a minimum of 90 minutes during a power outage. This exit is field configurable for red or green letters and for single or double face. It is can be universally mounted (ceiling, wall, or end). The polycarbonate housing is available in white.

Catalog #		Type
Project		
Comments		Date
Prepared by		

SPECIFICATION FEATURES

Electrical

- Dual Voltage Input 120/277VAC, 60Hz
- Line-latching
- Solid-State Voltage Limited Charger
- Solid-State Switching
- Brownout Protection
- Low Voltage Disconnect
- Overload/Short Circuit Protection
- Test Switch / Power Indicator Light

Housing Construction

- All components are injection molded, color stable, high impact polycarbonate material
- Textured finish available in white
- Components are of snap-fit construction to facilitate under 5-minute installation
- Reinforcing ribs throughout to provide maximum strength
- Molded-in wireways facilitate internal wire routing and connections
- All components including battery and electronics are

located inside the exit housing

- Snap-out or snap-in chevron directional indicators have full 3/4" stroke
- Universal exits can be field configured as single face or double face
- Snap-fit canopy with captive mounting screws included with all exits
- Exit can be ceiling, wall, or end mounted
- Universal J-box mounting pattern
- Operating temperature range 10 °C to 40 °C

Battery

- Sealed nickel cadmium
- Maintenance free, long life
- Full recharge time: 24 hrs (max.)

Code Compliance

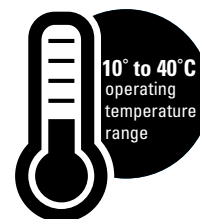
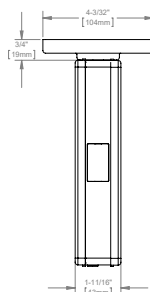
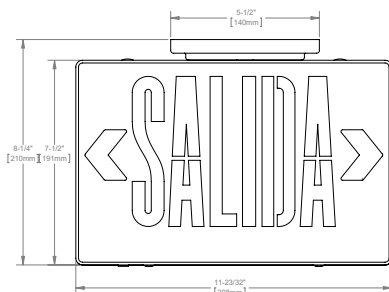
- UL 924 Listed
- UL Damp Location Listed
- Life Safety NFPA 101
- NEC/OSHA
- Most State and Local Codes
- California Energy Code compliant
- NOM listed

Lamp Data

- AC LED: Long life LED lamps provide uniform diffused illumination
- DC: LED DC lamps (Brighter in emergency mode)
- NOM listed

Warranty

- Five-year warranty
- Seven-year prorated battery warranty



APX7RGSAL SERIES

POLYCARBONATE EXIT
SELF POWERED
EMERGENCY
LED LAMPS
EXIT LIGHTING
SALIDA EXIT

ENERGY DATA

Maximum power consumption under all charge conditions:

Sealed Nickel Cadmium Battery LED Exits - Red

Input Power:
120V = 1.31W
277V = 1.68W
Input Current (Max.):
120V = 0.09A
277V = 0.09A
Power Factor:
120V = >0.12
277V = >0.07

Energy Data AC Only LED Exits - Red

Input Power:
120V = 2.34W
277V = 1.62W
Input Current (Max.):
120V = 0.14A
277V = 0.10A
Power Factor:
120V = >0.14
277V = >0.06

ORDERING INFORMATION

SAMPLE NUMBER: APX7RGSAL

Series	Battery	Face Options	Letter Colors	Housing Color	SALIDA	Catalog numbers
APX	7 = nickel cadmium battery	_ = Universal	RG = field configurable for red or green	_ = White	SAL = SALIDA	APX7RGSAL

TECHNICAL DATA

Lamps

The AP Series Exits use energy efficient, long life LED's to provide uniform diffuse illumination of the exit face. The low operating costs and zero maintenance requirement makes LED lamps the wisest choice for exit signs today.

Housing Construction

Rugged, durable, injection molded thermoplastic materials are used throughout the AP Series Exits. All structural components are designed with reinforcing ribs to add additional rigidity and to maximize structural integrity. These materials are impact and scratch resistant, and they have been UV stabilized to resist discoloration due to age and ultraviolet radiation. All components are designed to be of snap-fit construction - no mechanical fasteners - to facilitate installation in under 5-minutes. Any components required for installation (wirenuts, wire leads, universal metal J-box bracket, etc.) are all included with each exit. The design of the AP Series Exits enables configuration as single face or double face in the field. The AP Series Exits can be wall, ceiling, or end mounted. Housing available in white.

Lens

Lenses for the AP Series Exits are made from durable impact resistant thermoplastic. All exit faces are designed with full 3/4" stroke snap-out or snap-in chevron directional indicators to insure maximum visibility and compliance with the latest codes.

Line-Latched

All Pro's line-latched electronic circuitry makes installation easy and economical. A labor efficient AC activated load switch prevents the lamps from turning on during installation to a non-energized AC circuit. Line-latching eliminates the need for a contractor's return to a job site to connect the batteries when the building's main power is turned on.

Solid-State Charger

Supplied with a 120/277 VAC, voltage regulated solid-state charger. Immediately upon restoration of AC current after a power failure, the charger provides a high charge rate. The charge circuit reacts to the condition of the battery and regulates the charging process in order to maintain peak battery capacity and maximize battery life. Solid-state construction recharges the battery following a power failure in accordance with UL 924.

Brownout Circuit

The brownout circuit on All Pro's exits monitors the flow of AC current to the exit and activates the emergency lighting system when a predetermined reduction of AC power occurs. This dip in voltage will cause most ballasted fixtures to extinguish causing loss of normal lighting even though a total power failure has not occurred.

Solid-State Transfer

The AP Series Exits incorporates solid-state switching which eliminates corroded and pitted contacts or mechanical failures associated with relays. The switching circuit is designed to detect a loss of AC voltage and automatically energizes the lamps using DC power. Upon restoration of AC power, the DC power will be disconnected and the charger will automatically recharge the battery.

Low Voltage Disconnect

When the battery's terminal voltage falls, the low voltage circuitry disconnects the lighting load. The disconnect remains in effect until normal utility power is restored, preventing deep battery discharge.

Test Switch/Power Indicator Light

A test switch located on the bottom of the exit permits the activation of the emergency circuit for a complete operational systems check. The Power Indicator Light provides visual assurance that the AC power is on.

Overload and Short Circuit Protection

The solid-state overload monitoring device in the DC circuit disconnects the lamp load from the battery should excessive wattage demands be made and automatically resets when the overload or short circuit is removed. This overload current protective feature eliminates the need for fuses or circuit breakers for the DC load.

Sealed Nickel Cadmium Battery

All Pro Emergency sealed nickel cadmium batteries are maintenance-free with a life expectancy of 10 years. The sealed rechargeable nickel cadmium battery offers high discharge rates and stable performance over a wide range of temperatures. The specially designed resealable vent automatically controls cell pressure, assuring safety and reliability. This battery is best suited for harsh ambient temperatures because the electrolyte is not active in the electrochemical process.

Warranty

All-Pro products are backed by a five-year warranty.