

HALO OUTDOOR™

DESCRIPTION

The HALO AL7550 LED area light combines a low profile design with a powerful punch. At 8100 lumens this fixture provides enough light for large areas such as parking lots, roadways, barns, as well as other light commercial grade applications. The rugged, yet sleek, die cast construction includes a twist lock dusk to dawn photocontrol for nighttime ON and daytime OFF functionality for maximum energy savings while still delivering reliable security lighting.

Catalog #		Type
Project		
Comments		Date
Prepared by		

SPECIFICATION FEATURES

Construction

- Durable die-cast aluminum housing with UV stable clear lens
- Powder coated bronze or white finish
- Suitable for wall or pole mount applications
- Fits 1-5/8" EA24 pole mounting arm (available separately)

Optics

- Cut off lens design creates zero uplight

Electrical

- 120-277VAC, 50/60Hz
- Maintenance-free LEDs with 50,000 hours of life
- 5000K color temperature perfect for security applications
- Fixture operating temperature of -30°C to 40°C
- External supply wiring 75°C minimum
- Replaceable 3-pin NEMA twist lock photocontrol
- 12,000 cycle rated integral photo control included

Warranty

- Five year limited warranty, consult website for details. www.cooperlighting.com

Compliance

- UL certified for US and Canada for wet locations
- EMI/RFI emissions per FCC 47CFR Part 15B
- Contains no mercury or lead and RoHS compliant.
- Photometric testing in accordance with IES LM-79-08
- Lumen maintenance projections in accordance with IES LM-80-08 and TM-21-11.

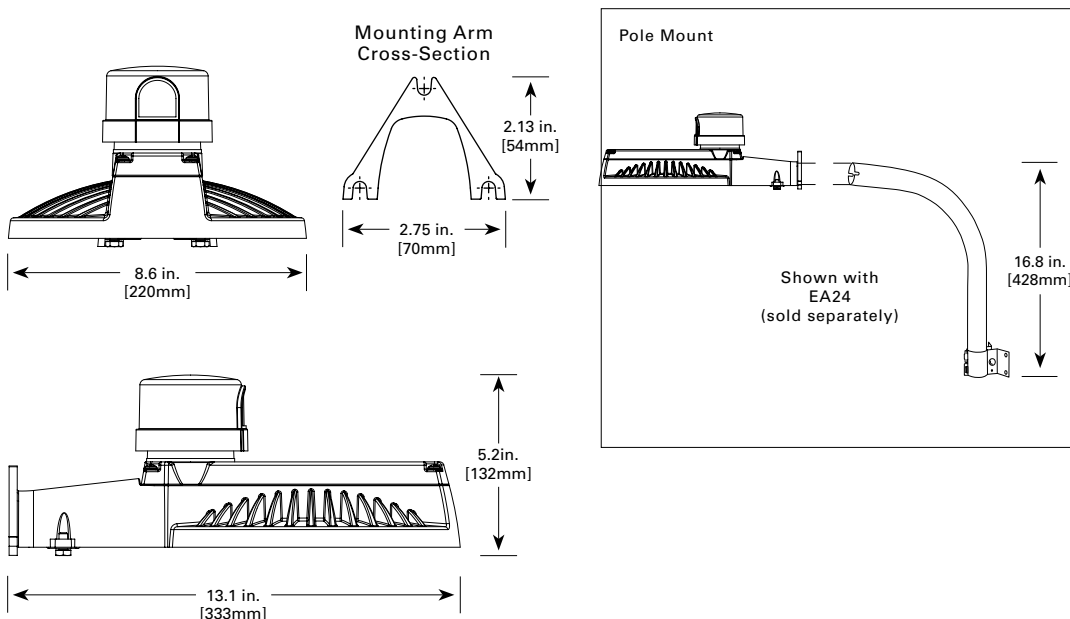


AL7550

8100 LUMEN SERIES

Area and Site Light

DIMENSIONS



ENERGY DATA

Lumens	8166	
Input Voltage	120-277V	50/60Hz
Input Current @ 120V	(mA)	521
Input Power	(W)	61.6
Efficiency	(LPW)	132.6
THD: ≤ 20%		
PF: ≥ 0.90		

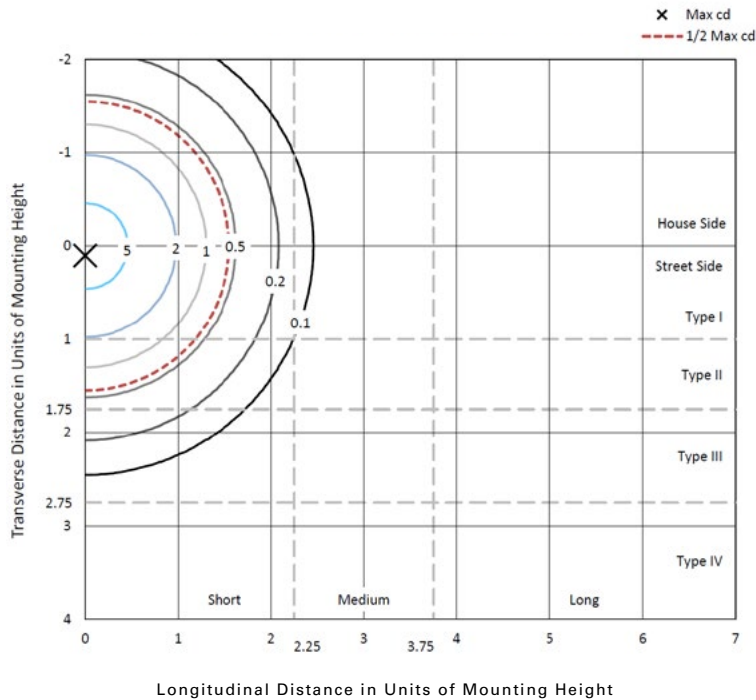
ORDERING INFORMATION

Sample Number: AL7550LPCBZ

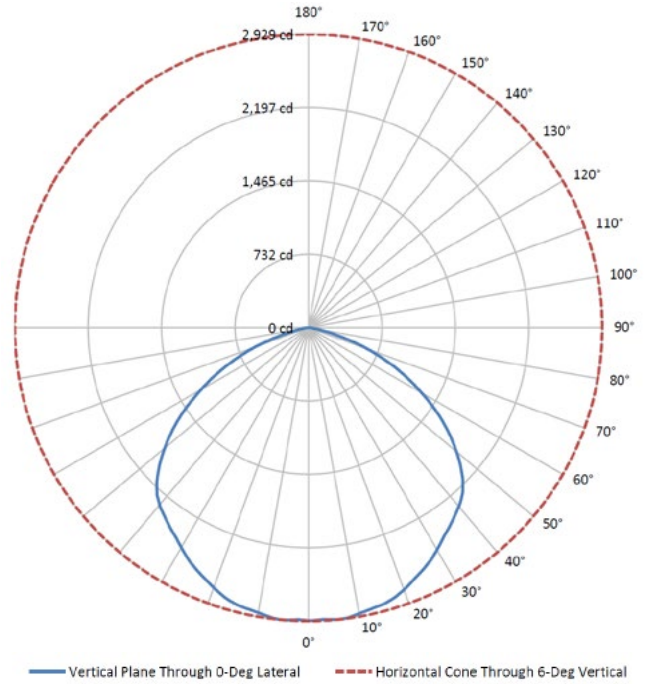
Module	Lumens	CRI/CCT	Lamp Type	Options	Colors
AL = Area Light	75 = 8100 lumens (nominal)	50 = 5000K	L = LED	PC = Photocontrol	BZ = Bronze GY = Gray

PHOTOMETRY

ISO-FOOTCANDLE LINES OF HORIZONTAL ILLUMINATION



LUMINOUS INTENSITY POLAR PLOT



Minimum Footcandles (FC)		0.50 FC				0.2 FC			
Mounting Height (Z)		8'		12'		16'		20'	
Catalog Number	Lumens	X	Y	X	Y	X	Y	X	Y
AL7550LPC	50	20.6'	20.6'	25.6'	25.6'	29.6'	29.6'	42'	42'

ZONAL LUMENS

Zone	Lumens	%Fixture
0° - 10°	278.5	3.4
10° - 20°	805.6	9.9
20° - 30°	1231.1	15.1
30° - 40°	1524.0	18.7
40° - 50°	1652.3	20.2
50° - 60°	1426.6	17.5
60° - 70°	923.82	11.3
70° - 80°	303.8	3.7
80° - 90°	21.1	0.3
90° - 100°	0.0	0.0
100° - 110°	0.0	0.0
110° - 120°	0.0	0.0
120° - 130°	0.0	0.0
130° - 140°	0.0	0.0
140° - 150°	0.0	0.0
150° - 160°	0.0	0.0
160° - 170°	0.0	0.0
170° - 180°	0.0	0.0
0° - 90°	8166.7	100.0
0° - 180°	8166.7	100.0

Series	Voltage	Power (W)	Delivered Lumens (Lm)	Efficacy (Lm/W)	CCT	CRI	Controls
AL7550LPCBZ	120-277V	61.6	8166	132.6	5000K	80	3 Pin Photocontrol
AL7550LPCGY	120-277V	61.6	8166	132.6	5000K	80	3 Pin Photocontrol