

Project		Catalog #		Type	
Prepared by		Notes		Date	



## HALO

### LT3 Direct Mount

3" LED Direct Mount Module  
500 Lumen Series

#### Typical Applications

Residential

#### Interactive Menu

- Order Information [page 2](#)
- Product Specifications [page 2](#)
- Energy Data [page 3](#)
- Photometric Data [page 3](#)
- Product Warranty

#### Product Certification



Refer to ENERGY STAR® Certified Products List.  
Can be used to comply with California Title 24 High Efficacy requirements.  
Certified to California Appliance Efficiency Database under J48.

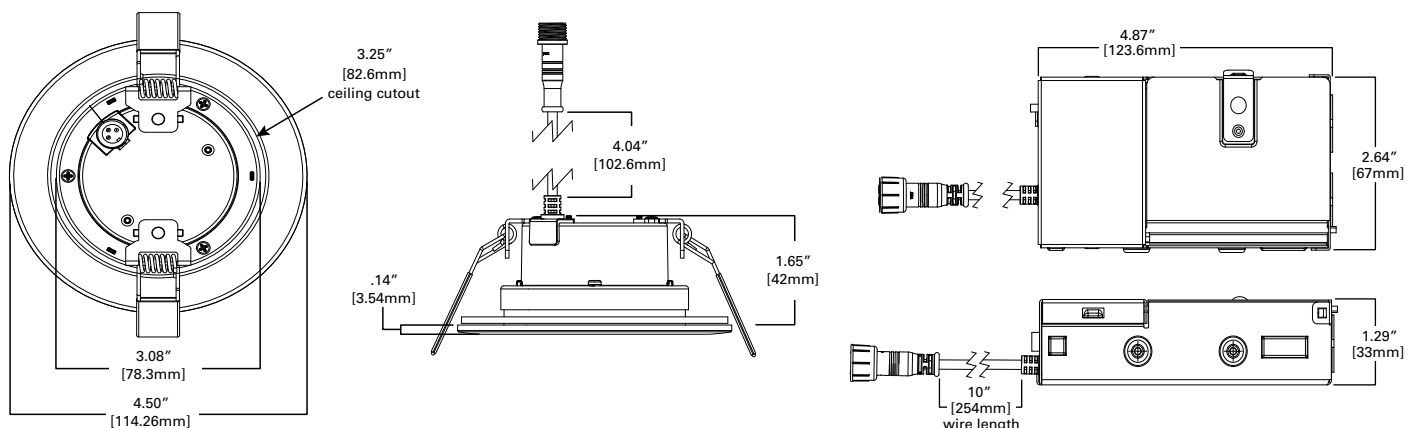
#### Product Features



#### Top Product Features

- Selectable CCT: 2700K, 3000K, 3500K or 3000K, 4000K, 5000K
- Smooth splay
- Direct mount – does not require recessed housing or junction box
- Dimmable down to 10%
- Perfect for new construction or remodel work

#### Dimensional and Mounting Details



## Order Information

SAMPLE ORDER NUMBER: **LT3059FS351EWHDMR**

Module	Lumens	CRI/CCT	Driver	Finish	Mounting	Packaging
Module	Lumens	CRI/CCT	Driver	Finish	Mounting	Packaging
<b>LT3</b> = 3-inch LED direct mount module	<b>05</b> = 500 lumens (nominal)	<b>9FS23</b> = 90 CRI min, 2700K, 3000K, 3500K selectable CCT <b>9FS35</b> = 90 CRI min, 3000K, 4000K, 5000K selectable CCT	<b>1E</b> = 120V 60Hz, LE & TE phase cut 10% dimming	<b>WH</b> = Matte White flange	<b>DM</b> = Direct Mount	<b>R</b> = Recyclable 4-color unit carton

### Accessories

Accessories
<b>Extension Cable   seleCCTable Driver/Jbox</b> <b>HLB06FSEC</b> = 6 ft. extension cable <b>HLB12FSEC</b> = 12 ft. extension cable <b>HLB20FSEC</b> = 20 ft. extension cable

## Specification Features

### Module

- LED module consists of LED array, optical assembly, driver and self-flanged trim
- Smooth splay style trim
- Achieving L70 at 35,000 hours in IC and non-IC applications
- Injection molded plastic construction is impact resistant and non-corrosive
- Non-conductive construction meets most local code 'dead front' requirements

### Gaskets

- Closed cell gasket achieves restrictive airflow requirements without additional caulking

### LED Array

- A plurality of low power LEDs provide a uniform source with high efficiency and long life
- Available in 90 CRI minimum, R9 greater than 50 and color accuracy within 4 SDCM provide color accuracy and uniformity
- Available in 3-color selectable CCT: choose 2700K, 3000K, 3500K or 3000K, 4000K, 5000K

### Optical Assembly

- Optical assembly provides wide distribution useful for general and task lighting
- Diffuse injection molded lens with contoured profile provides uniformity and a familiar lamp like appearance
- Meets ENERGY STAR® color angular uniformity requirements

### Junction Box

- Die formed metal driver / junction box with captive hinged junction box cover
- Listed for (6) #12 AWG 90° C splice conductors, 2-in, 2-out plus (2) ground
- (4) ½" conduit pry-outs
- Accepts 14-2, 14-3, 12-2, 12-3 U.S. and 14-2, 14-3, 12-2 Canadian NM cable
- (3) wire nuts for quick and reliable mains voltage connections
- Integral mounting facilitates direct mounting to building structure or mounting frame

### Driver

- Integral 120V 60 Hz constant current driver provides high efficiency operation
- Continuous, flicker-free dimming from 100% to 10% with select leading or trailing edge 120V phase cut dimmers – consult dimming guide for more information
- Consult dimmer manufacturer for compatibility and conditions of use

### Installation

- Can be installed in 3/8" to 1-1/4" thick ceilings
- Round ceiling cutout
- Heat treated springs hold fixture fitting securely in the ceiling eliminating light leaks
- Can be removed from below the ceiling for service or replacement

### Compliance

- UL Certified for US and Canada type IC suitable for direct contact with air permeable insulation
- Not recommended for use in direct contact with spray foam insulation, reference NEMA LSD57-2013
- Wet location listed and IP55 ingress protection rated
- Air-tite per ASTM-E283
- Suitable for use in clothes closets when installed in accordance with the NEC 410.16 spacing requirements
- EMI/RFI emissions per FCC 47CFR Part 15 consumer limits
- Contains no mercury or lead and RoHS compliant
- Photometric testing in accordance with IES LM79-08
- Lumen maintenance projections in accordance with IES LM-80-08 and TM-21-11
- Can be used for State of California Title 24 high efficacy LED compliance under JA8, reference Modernized Appliance Efficiency Database System (MAEDBS) for 2019 JA8 High Efficacy Lighting
- ENERGY STAR® certified, reference "Certified Light Fixtures" database

### Warranty

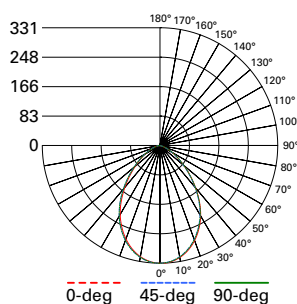
- Five year limited warranty, consult website for details. [www.cooperlighting.com/legal](http://www.cooperlighting.com/legal)

## Energy Data

LT3059FS231EWHDMR	
Lumens	500 Series
Input Voltage	120V
Input Current	58 (mA)
Input Power	6.6 (W)
Efficiency	87.9 (LPW)
Inrush (A)	1.41 A @ 76 $\mu$ S
THD:	$\leq 20\%$
PF:	$\geq 0.90$
T Ambient	-30° - +40°C
Sound Rating	$\leq 22$ dba

LT3059FS351EWHDMR	
Lumens	500 Series
Input Voltage	120V
Input Current	58 (mA)
Input Power	6.8 (W)
Efficiency	82.4 (LPW)
Inrush (A)	1.41 A @ 76 $\mu$ S
THD:	$\leq 20\%$
PF:	$\geq 0.90$
T Ambient	-30° - +40°C
Sound Rating	$\leq 22$ dba

## Photometric Data



## LT3059FS231EWHDMR - 2700K

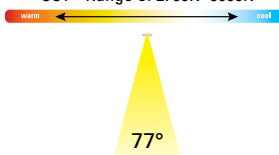
Spacing criterion: (0-180) 1.06  
(90-270) 1.06  
(Diagonal) 1.11

Beam Angle: 77°  
Lumens: 550  
Input Watts: 6.54 W  
Efficacy: 84.2 LPW  
UGR: 16.3  
Test Report:  
LT3059FS231EWHDMR.ies

Zonal Lumen	Lumens	% Lumens
0-30	233	42.4
0-40	353	64.2
0-60	507	92.1
0-90	550	100

TM-30-15	Rf = 91
	Rg = 97
CRI/CIE	Ra = 92.8
	R9 = 59.4


CCT - Range of 2700K- 5000K



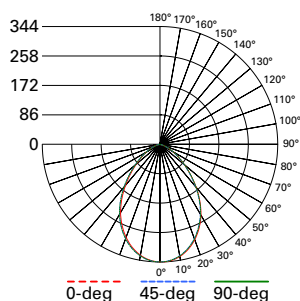
## LT3-DM 2700K / 3000K/ 3500K

CCT	Watts	lumens	LPW	CRI
2700K	6.8	535	78.7	92
3000K	6.6	580	87.9	93
3500K	6.8	595	87.5	92

## LT3059FS231EWHDMR - 3000K

PRODUCT SPECIFICATIONS			
Lumens	580		
Watts	6.6		
Lumens Per Watt (Efficacy)	87.9		
Color Accuracy (CRI)	93		
Light Color (CCT)	3000K		
Correlated Color Temperature (CCT)			
			
warm white	salt white	bright white	
2700K	3000K	4500K	6500K

## Photometric Data

**LT3059FS351EWHDMR - 3000K**

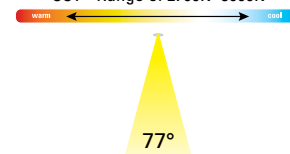
Spacing criterion: (0-180) 1.06  
(90-270) 1.06  
(Diagonal) 1.11

Beam Angle: 77°  
Lumens: 573  
Input Watts: 6.44 W  
Efficacy: 89 LPW  
UGR: 16.3  
Test Report:  
LT3059FS351EWHDMR.ies

Zonal Lumen	Lumens	% Lumens
0-30	243	42.4
0-40	368	64.2
0-60	528	92.1
0-90	573	100

TM-30-15	Rf = 91
	Rg = 97
CRI/CIE	Ra = 93.9
	R9 = 64.8

CCT - Range of 2700K- 5000K



LT3-DM 3000K / 4000K/ 5000K				
CCT	Watts	lumens	LPW	CRI
3000K	6.8	560	82.4	93
4000K	6.6	590	89.4	94
5000K	6.8	580	85.3	93

**LT3059FS351EWHDMR - 3000K**

PRODUCT SPECIFICATIONS	
Lumens	560
Watts	6.8
Lumens Per Watt (Efficacy)	82.4
Color Accuracy (CRI)	93
Light Color (CCT)	3000K
Correlated Color Temperature (CCT)	
2700K	3000K
4500K	6500K