

# AMELIA

## ROUND BOLLARD



LED lamp range in modern style, made of shockproof resin material, UV-rays stabilized, rust and corrosion-free. Round bollards in different sizes, spike and wall mounted versions available. Provided with opal PMMA diffuser to get a uniform light distribution. Supplied with TÜV-CB certified, long-life, efficient and **Kelvin settable E27 LED lamp included**. Insulation class II, protection rating IP55.

*Collezione di lampade a LED in stile moderno, realizzata in resina antiurto, stabilizzata ai raggi UV, inattaccabile da ruggine e corrosione. Ampia gamma di versioni disponibili per installazioni su stelo bollard in diverse altezze, con picchetto o a parete. Lampada provvista di diffusore in metacrilato opale che garantisce un'uniforme distribuzione della luce. Fornita con inclusa lampadina LED E27 con Kelvin impostabile, certificata TÜV-CB, di lunga durata ed elevata efficienza. Classe di isolamento II, grado di protezione IP55.*

6,5W 800 lm	8,5W 920 lm	11W 1200 lm
2700 K	2700 K	4000 K 6500 K
+80°C -30°	90% HUMIDITY	VOLTAGE SURGE RESISTANT
<b>INDOOR &amp; OUTDOOR USE</b>		



DR2.575.T1K

**CCT SETTABLE**

SDCM <6

2700 K 4000 K 6500 K


MADE IN ITALY



**AMELIA COMPONENTS**

**IP55**



**CAP** fixed to the diffuser with no visible screws made of shockproof resin material, UV-rays stabilized, rust and corrosion-free.

**CALOTTA** fissata al diffusore senza viti a vista, realizzata in resina antiurto, stabilizzata ai raggi UV, inattaccabile da ruggine e corrosione.

**DIFFUSER** in opal colour to get a uniform light distribution. Made of UV-rays stabilized polymethylmethacrilate (PMMA) and provided with silicone rubber gasket to ensure high protection against external agents.

**DIFFUSORE** in colore opale per garantire un'uniforme distribuzione della luce. Realizzato in polimetilmetacrilato (PMMA) resistente all'ingiallimento ed ai raggi UV, completo di guarnizione in gomma silconica per garantire un alto livello di protezione contro gli agenti esterni.

**CONNECTION RING** made of shockproof resin material, provided with E27 lampholder.

**GHIERA** di raccordo realizzata in resina antiurto fornita completa di portalamпада E27.

**INSTALLATION ELEMENTS:**

- POLES for bollard versions
- BRACKETS for wall mounted
- SPIKE for in ground installation

**ELEMENTI DI FISSAGGIO:**

- STELI per versione bollard
- SUPPORTI per installazione a parete
- PICCHETTO per istallazione nel terreno

**AMELIA**

— Ø100 —



**Dimensions**  
Diameter: Ø100mm  
Height: 250/400/800 mm

**Moulded colours:**

Black  White

Grey

**Diffuser PMMA:**

Opal

**LED LAMPS**





Comply with: EU2019/2015  
EU2019/2020  
Technical details on page 636.

**E27 LED**

**100 - 240 V**



LAMP	POWER	LUMINOUS FLUX UP TO	COLOUR TEMP.	*ADD. SUFFIX
 CCT SET LED E27	8,5 W	920 lm	6500 K	.V1K
			4000 K	
			2700 K	
 CCT SET LED E27	11W	1200 lm	6500 K	.T1K
			4000 K	
			2700 K	

Bollard supplied as standard with TÜV-CB certified, long-life, efficient and Kelvin settable E27 LED lamp included. Quick and easy lamp replacement for a very simple maintenance after installation.

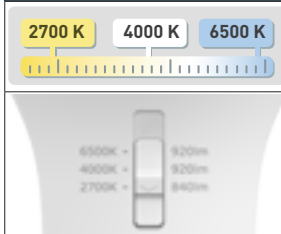
- **COST SAVING:** long life and efficient LED light sources.
- **GREAT FLEXIBILITY:** E27 standard lamp holder.
- **100-240V:** to protect the driver from power surges.
- **FUTURE-PROOFED LUMINARIES:** performances easy to upgrade to the latest technology developments.
- **HIGH EFFICIENCY:** > 85% energy saving.



**8,5W 11W = 60W 75W**  
incandescent

**SAVE 85%**

**CCT SETTABLE LED LAMP**



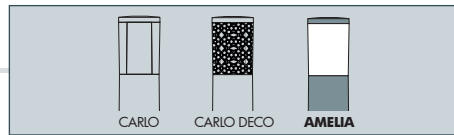
CCT switch settable in three different positions, to select the desired Kelvin temperature (2700K/4000K/6500K) and get a customized ambiance.

\* ADD THESE SUFFIXES TO THE REFERENCES MENTIONED IN THE CATALOGUE

# AMELIA

## ROUND BOLLARD





AMELIA 800	
<b>8,5W</b>	DR2.575.V1K
<b>11W</b>	DR2.575.T1K
CCT SETTABLE E27 LED LAMP INCLUDED 2700K/4000K/6500K	
Pcs 6 Kg 15 mc 0,147	

AMELIA 400	
<b>8,5W</b>	DR2.574.V1K
<b>11W</b>	DR2.574.T1K
CCT SETTABLE E27 LED LAMP INCLUDED 2700K/4000K/6500K	
Pcs 12 Kg 22,5 mc 0,147	

AMELIA 250	
<b>8,5W</b>	DR2.573.V1K
<b>11W</b>	DR2.573.T1K
CCT SETTABLE E27 LED LAMP INCLUDED 2700K/4000K/6500K	
Pcs 20 Kg 21 mc 0,121	

AMELIA-FS	
<b>8,5W</b>	DR2.571.V1K
<b>11W</b>	DR2.571.T1K
CCT SETTABLE E27 LED LAMP INCLUDED 2700K/4000K/6500K	
Pcs 20 Kg 21 mc 0,121	

AMELIA WALL	
<b>8,5W</b>	DR2.570.V1K
<b>11W</b>	DR2.570.T1K
CCT SETTABLE E27 LED LAMP INCLUDED 2700K/4000K/6500K	
Pcs 20 Kg 21 mc 0,121	

AMELIA SPIKE	
<b>8,5W</b>	DR2.572.V1K
<b>11W</b>	DR2.572.T1K
CCT SETTABLE E27 LED LAMP INCLUDED 2700K/4000K/6500K	
Pcs 20 Kg 21 mc 0,121	