

JPHBS-CPS SERIES

PREMIUM QUALITY ROUND HIGH BAY LUMINAIRE

IP65/ IP67K RATED

CCT & POWER SELECTABLE



Bluetooth™
CONTROLS READY



PRODUCT DESCRIPTION

Introducing the Jademar JPHBS-PS Round High Bay luminaire, meticulously crafted to bring you top-notch efficiency, brilliant lumen output, and precise light control, making it the ideal choice for even the most demanding lighting scenarios.

Employing state-of-the-art LED technology, this luminaire provides an exceptional 80+ Color Rendering Index (CRI) solution. It greatly enhances the visual appeal of products across the spectrum of commercial and industrial settings, ensuring the highest quality color rendering.

The JPHBS-PS High Efficacy High-Bay luminaire boasts a variety of mounting options that adhere to industry standards. This versatility allows you to effortlessly adapt it for both retrofit projects and new installations across a wide array of industrial applications.

STANDARD FEATURES

Construction and Materials

- Die-cast aluminum housing and heat-sink for added protection
- Support O/G Hook for mounting

Optical System

- Optics available in 60°, 90°, and 120°.

Electrical System

- Power: 100W/120W/150W/200W/240W/310W
- Input Voltage: 120-277VAC / 120-347VAC
- Efficacy: 140 lm/W
- Power Factor: >0.9
- CRI: >70
- Operating Temp: -22°F to 136°F (-30°C to 58°C)
- Total Harmonic Distortion: <15%
- Integral Surge Protection: 6KV @ 120-277V and 4KV @ 277-480V

Dimming and Controls

- 0-10V Continuous Dimming Standard

Certifications and Compliance

- UL Listed for Wet Locations
- Meets FCC Part 15, Subpart B, Class A limits for conducted and radiated Emissions

Lifetime Based on TM21: L70 ≥ 150,000 / L80 ≥ 120,000 / L90 ≥ 61,000 Hrs

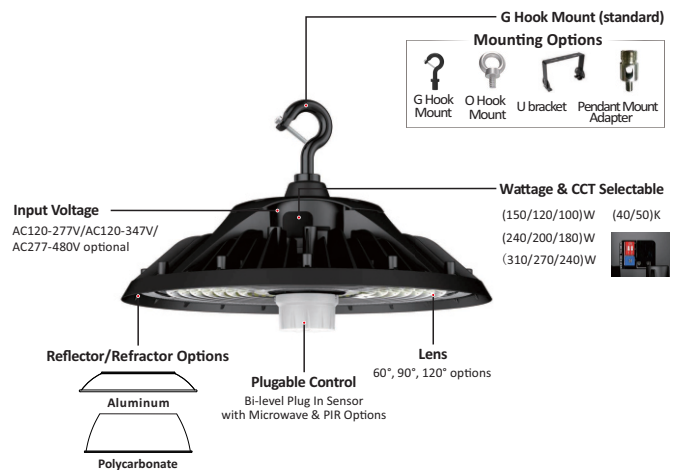
OPTIONAL FEATURES

- 277-480V Available only on Straight Wattage Models
- Bi-level Microwave Occupancy/Motion Sensor, Bi-level Microwave Occupancy/Motion Sensor with Daylight Harvesting, and PIR Sensor
- Emergency Battery Backup
- O-Hook, U-Bracket, and Pendant Mount Adapter for Mounting
- Aluminum Reflector and PC Refractor
- CASAMBI Bluetooth Lighting Control System
- TruBlu Mesh Network Bluetooth Lighting Control System
- Custom Colors as Special Order - Identify RAL Color Code on order
- 1/2" and 3/4" Junction Box



PERFORMANCE SUMMARY

Primary Input Power	150W (150W / 120W / 100W) 240W (240W / 200W / 180W) 310W (310W / 270W / 240W)
Efficacy	150 ~ 170 lm/W
Selectable CCT	4000K / 5000K
Construction	Die-cast aluminum housing and heat-sink for added protection and O/G Hook for mounting
Input Voltage	120-277VAC & 277-480VAC
Ingress Protection	IP66 & IP69K
Mounting	Suspension Chain or Pendant
Compliance	IK10 and ETL Listed
Lifetime Based on TM21	L70 @ 174,000Hrs. / L80 @ 129,000Hrs. / L90 @ 81,000Hrs.
Warranty	10 Years Limited Warranty



Quotations: quotes@jademar.com
To place an order: orders@jademar.com
Tel: (305) 640.0465 | Fax: (305) 640.0468
WWW.JADEMAR.COM



Information contained herein is subject to change without notice.
Revised 12/2023

PROJECT NAME:	
MODEL NUMBER:	
DATE:	

JPHBS-CPS SERIES PREMIUM QUALITY ROUND HIGH BAY LUMINAIRE IP65/IP67K RATED CCT/POWER SELECTABLE

Ordering Information / Example: **JPHBS-CPS-150W-BMWO-BK**

Product Series	Wattage	Lumen Efficacy	Input Voltage	CCT	Dimming	Controls
JPHBS-CPS	150W Selectable (150W/120W/100W)	Blank 150 lm/W	Blank 120-277/347VAC	Blank Selectable CCT (4000K/5000K)	Blank 0-10V Dimming	BPIR Plug and play Bi-level PIR occupancy/motion sensor with on/off option.
	240W Selectable (240W/200W/180W)					BMWO Plug and play Bi-level microwave occupancy sensor with on/off option.
	310W Selectable (310W/270W/240W)					CB-NLC NETWORK LIGHTING CONTROLS SYSTEM: CASAMBI Bluetooth Control System
JPHBS-PS	150W Selectable (150W/120W/100W)	Blank 150 lm/W HE 170 lm/W	Blank 120-277/347VAC	30K 3000K * 40K 4000K 50K 5000K * Special Order		SR-NLC NETWORK LIGHTING CONTROLS SYSTEM: TruBlu/Silvair Bluetooth Lighting Control System
	240W Selectable (240W/200W/180W)					
	310W Selectable (310W/270W/240W)					
JPHBS	100W Straight 100W		Blank 120-277/347VAC H 277-480VAC			
	120W Straight 120W					
	150W Straight 150W					
	200W Straight 200W					
	240W Straight 240W					
	310W Straight 310W					

Light Distribution	CRI	Finish	Other Options
120D 120° Angle (Standard)	Blank 80 CRI	BK Black Finish (Standard)	Blank 6' Power Cord (Standard)
90D 90° Angle (Standard)	90 (Standard)	WH White Finish (Standard)	NP3 3-Pin 277VAC Nema power plug
60D 60° Angle (Standard)	90 CRI	CC Custom Color- *Special Order*	NP5-15A (125V, 2 poles, 3 wire grounding, 15 amp) Twist lock
			NP6-15A (250V, 2 poles, 3 wire grounding, 15 amp) Twist lock
			NPL7-15A (277V, 2 poles, 3 wire grounding, 15 amp) Twist lock
			NPL8-15A (480V, 2 poles, 3 wire grounding, 15 amp) Twist lock
			NPL16-20A (480V, 3 poles, 4 wire grounding, 20 amp) Twist lock
			MJBOX-1/2 1/2" Junction box
			MJBOX-3/4 3/4" Junction box
			PWCx-y Additional power cord 120-480V x=length and y=cord color BK (black) or WH (white)




FIELD INSTALLED OPTIONS

JPHBS-NPTC3/8-1/2	NPTC Converter from 3/8" to 1/2"
JPHBS-NPTC3/8-3/4	NPTC Converter from 3/8" to 3/4"
JPHBS-UB-150	U-Bracket 100W-150W
JPHBS-UB-250	U-Bracket 200W-240W
JPHBS-UB-310	U-Bracket 310W
JPHBS-OH	O-Hook Mount Option 100W-310W
JPHBS-PMA	Pendant Mount Adapter 100W-310W
ST-60	Safety tether 60"
ST-120	Safety tether 120"

BMWO-RC	Bi-Level Microwave Occupancy/Motion Sensor Remote Control
JEMBBU-RC	Hand Held Remote Control For Testing EM Pack
JEMBBU-25W	External Field Installed Li-ion EM pack 25W with Remote Control Option (For 100W-150W)
JEMBBU-40W	External Field Installed Li-ion EM pack 40W with Remote Test Control Option (For 200W-310W)
JPHBS-ALR-18-100-150	18" Aluminum Reflector for 100W-150W
JPHBS-ALR-18-200-310	18" Aluminum Reflector for 200W-310W
JPHBS-PCR-16-100-150	16" Polycarbonate Dome Refractor for 100W-150W
JPHBS-PCR-16-200-310	16" Polycarbonate Dome Refractor for 200W-310W
JPHBS-PCR-DC-16-100-150	Dust Cover for 16" Polycarbonate Dome Refractor for 100W-150W
JPHBS-PCR-DC-16-200-310	Dust Cover for 16" Polycarbonate Dome Refractor for 200W-310W



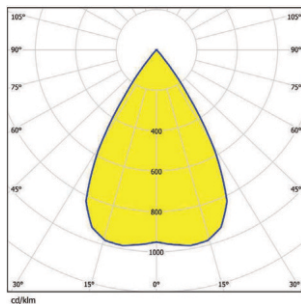
SMJH-WH-AC-10	Ceiling mount J-hook with aircraft cable 1/16" or 3/32" Cable with a single hook end. 10' Cable Length.
SMJH-WH-AC-20	Ceiling mount J-hook with aircraft cable 1/16" or 3/32" Cable with a single hook end. 20' Cable Length.
RSC-RM-34-18P-WH	Round 42" Swivel Canopy Set 3/4" with 18" Stem 1/2" IPS White
RSC-RM-12-18P-WH	Round 42" Swivel Canopy Set 1/2" with 18" Stem 1/2" IPS White
RC-RM-34-18P-WH	Round 42" Canopy Set - NO Swivel 3/4" with 18" Stem 1/2" IPS White
RC-RM-12-18P-WH	Round 42" Canopy Set - NO Swivel 1/2" with 18" Stem 1/2" IPS White



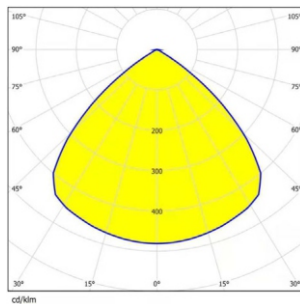
LUMEN PERFORMANCE AND ELECTRICAL DATA

Model Number	JPHBS-CPS-150W			JPHBS-CPS-240W			JPHBS-CPS-310W											
Wattage	150W	120W	100W	240W	200W	180W	310W	270W	240W									
Input Voltage	120-277V			120-277V			120-277V											
Color Temperature (CCT)	Selectable 4000K/5000K			Selectable 4000K/5000K			Selectable 4000K/5000K											
Lumen Output	23,100	18,500	15,300	36,300	34,400	27,180	47,000	41,310	36,720									
Efficacy (AC)	154	154	154	151	151	151	153	153	153									
Model Number	JPHBS-PS-150W			JPHBS-PS-150W-HE			JPHBS-PS-240W			JPHBS-PS-240W-HE			JPHBS-PS-310W			JPHBS-PS-310W-HE		
Wattage	150W	120W	100W	150W	120W	100W	240W	200W	180W	240W	200W	180W	310W	270W	240W	310W	270W	240W
Input Voltage	120-277V			120-277V			120-277V			120-277V			120-277V			120-277V		
Color Temperature (CCT)	Static 4000K/5000K			Static 4000K/5000K			Static 4000K/5000K			Static 4000K/5000K			Static 4000K/5000K			Static 4000K/5000K		
Lumen Output	23,100	18,500	15,300	26,000	20,760	17,300	36,300	34,400	27,180	41,300	41,280	30,960	47,000	41,310	36,720	53,800	46,980	41,760
Efficacy (AC)	154	154	154	173	173	173	151	151	151	172	172	172	153	153	153	174	174	174
Model Number	JPRHB-100W		JPRHB-100W-HE		JPRHB-120W		JPRHB-120W-HE		JPRHB-150W		JPRHB-150W-HE							
Wattage	100W		100W		120W		120W		150W		150W							
Input Voltage	120-277V/347 or 277-480V		120-277V/347 or 277-480V		120-277V/347 or 277-480V		120-277V/347 or 277-480V		120-277V/347 or 277-480V		120-277V/347 or 277-480V							
Color Temperature (CCT)	Static 4000K/5000K		Static 4000K/5000K		Static 4000K/5000K		Static 4000K/5000K		Static 4000K/5000K		Static 4000K/5000K							
Lumen Output	15,300		18,000		18,500		21,500		22,500		26,100							
Efficacy (AC)	153		180		154		179		150		174							
Model Number	JPRHB-200W		JPRHB-200W-HE		JPRHB-240W		JPRHB-240W-HE		JPRHB-310W		JPRHB-310W							
Wattage	200W		200W		240W		240W		310W		310W							
Input Voltage	120-277V/347 or 277-480V		120-277V/347 or 277-480V		120-277V/347 or 277-480V		120-277V/347 or 277-480V		120-277V/347 or 277-480V		120-277V/347 or 277-480V							
Color Temperature (CCT)	Static 4000K/5000K		Static 4000K/5000K		Static 4000K/5000K		Static 4000K/5000K		Static 4000K/5000K		Static 4000K/5000K							
Lumen Output	31,000		34,400		36,200		41,500		47,000		53,800							
Efficacy (AC)	155		172		151		173		152		174							
THD	<15%																	
Power Factor	>0.9																	
CRI	>80 and 90 CRI Optional																	
Optics Options	120°, 90°, and 60°																	
Ingress Protection Rating	IP66 & IP69K																	
Certifications & Compliance	IK10 and UL Listed																	
Dimming / Control Options	Continuous Dimming to 10% or below / Integral Controls: LLLC / Occupancy and Daylight Sensing / Casambi and TruBlu Bluetooth Lighting Control Systems																	
L70 Lifespan (TM21 Calculated)	L70 @ 174,000Hrs. / L80 @ 129,000Hrs. / L90 @ 81,000Hrs.																	
Housing Material	Aluminium Alloy																	
Ambient Working Temp	-22°F to 136°F (-30°C to 58°C) Ambient																	
Limited Warranty	10 yrs																	

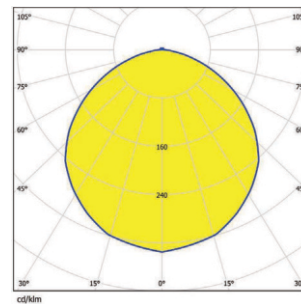
PHOTOMETRY




BEAM ANGLE: 60°



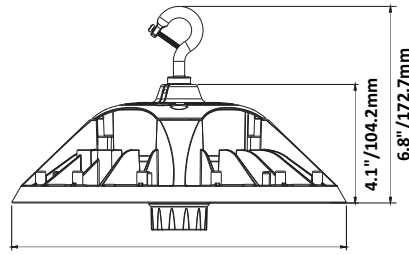
BEAM ANGLE: 90°



BEAM ANGLE: 120°

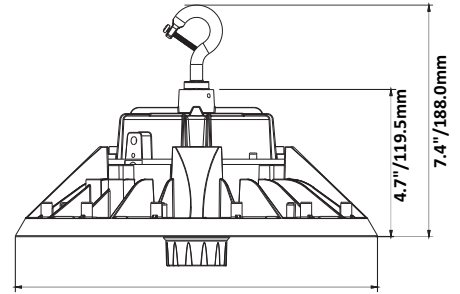


PRODUCT DIMENSIONS



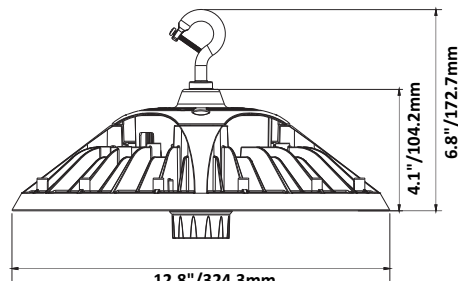
11.6"/294.3mm

100W/120W/150W
120-277/347



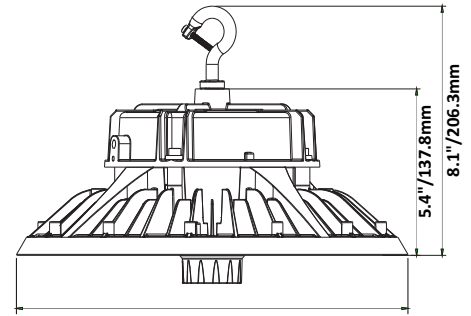
11.6"/294.3mm

100W/120W/150W
277-480V



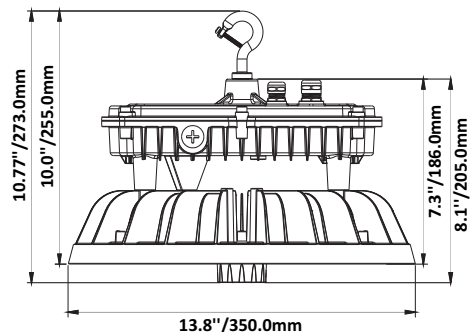
12.8"/324.3mm

200W/240W
120-277/347



12.8"/324.3mm

200W/240W
277-480V



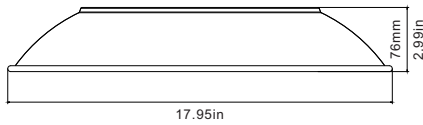
13.8"/350.0mm

310W
120-277/347, 277-480V




ALUMINUM REFLECTOR AND POLYCARBONATE REFRACTOR DIMENSIONS

ALUMINUM REFELCTOR




100W, 120W, 150W (150/120/100)W




310W, (310/270/240)W



POLYCARBONATE REFRACTOR



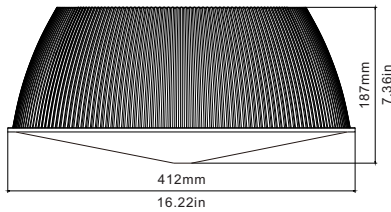
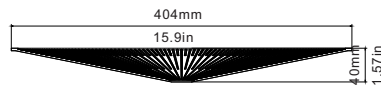
100W, 120W, 150W (150/120/100)W



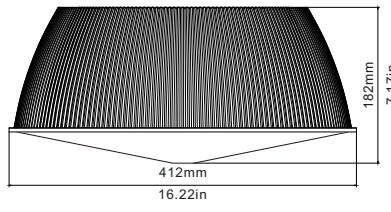
200W, 240W (240/200/180)W
310W, (310/270/240)W



DUST COVER LENS FOR POLYCARBONATE REFRACTOR



100W, 120W, 150W (150/120/100)W



200W, 240W (240/200/180)W

