

Project		Catalog #		Type	
Prepared by		Notes		Date	



HALO

HLBSL6

6-inch Canless LED Downlight with Remote Driver/Junction Box

Typical Applications

Residential

Interactive Menu

- Order Information [page 2](#)
- Product Specifications [page 2](#)
- Photometric Data [page 3](#)
- Energy & Performance Data [page 3](#)
- Product Warranty
- Dimming Guide

Product Certification*



Refer to ENERGY STAR® Certified Products List.
Can be used to comply with California Title 24 High Efficacy requirements.
Certified to California Appliance Efficiency Database under JAB.

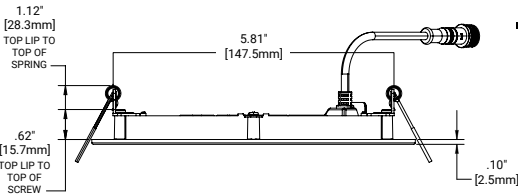
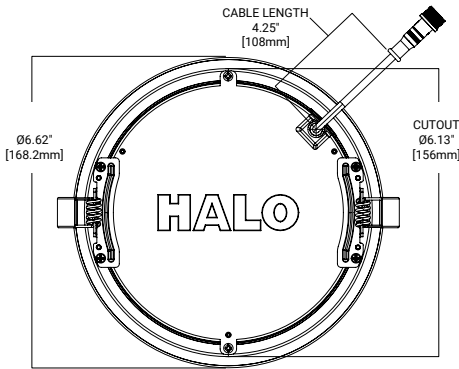
Product Features



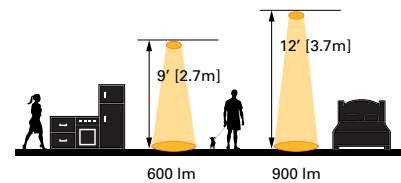
Top Product Features

- Round 6" canless downlights suitable for installation in IC (insulation contact) and non-IC applications
- Canless springs fit ceilings between 3/8" – 5/8" thick
- Lens & Trim:** Slim canless LED downlight with a smooth lens
- Color Temperature (CCT):** 5-color Field-SeleCCTable (2700K, 3000K, 3500K, 4000K, 5000K); 90+ CRI
- Brightness (Lumens):** up to 900 lm (nominal)
- Dimming:** Dims to 10% (phase cut LE/TE); 120V input
- AIR-TITE, wet location-listed, and ENERGY STAR®
- 35,000 hrs of maintenance-free operation in wet locations
- 5-year warranty

Dimensional and Mounting Details



Scale



[additional product diagrams](#)

Order Information

Catalog Number	Description	Lumens (nominal)	CRI	CCT	Driver	Finish
HLBSL609FS5	6-inch Round Canless LED Downlight	900 lumens	90+ CRI	5-Color Field-Selectable CCTable: 2700K, 3000K, 3500K, 4000K, 5000K	10% Phase Cut LE/TE Dimming, 120V 60Hz	Matte White

Accessories (sold separately)

Accessories		
HLB6RTRMMW = 6" round decorative overlay, matte white HLB6RTRMMB = 6" round decorative overlay, matte black HLB6RTRMSN = 6" round decorative overlay, satin nickel HLB6RTRMTBZ = 6" round decorative overlay, tuscan bronze	New Construction Mounting Frames* MF6RC = 6" Round Mounting Frame with Drywall Collar HL6RSMF = 6" Round or Square Mounting Frame New Construction Smash Plate* SP346RS = 3", 4", and 6" Canless New Construction Smash Plate	Extension Cables HLB06FSEC = 6 ft. Extension Cable HLB12FSEC = 12 ft. Extension Cable HLB20FSEC = 20 ft. Extension Cable



HLB6RTRMMW
White (Paintable), Splay



HLB6RTRMMB
Matte Black, Splay



HLB6RTRMSN
Satin Nickel, Splay



HLB6RTRMTBZ
Tuscan Bronze, Splay



MF6RC



HL6RSMF



SP346RS

* When installing with HALO Canless Mounting Frames or smash plate, RLFR junction boxes must be mounted to framing.

Product Specifications

Module

- Plastic frame with integral flange provides passive thermal cooling achieving L70 at 35,000 hours in IC and non-IC applications

Optics

- Precision acrylic light guide organizes source flux into wide distribution with 1.28 spacing criteria, useful for general area illumination

LED Array

- Plurality of mid power LED's provides a uniform source with high efficiency and long life
- Available in 90 CRI minimum, R9 greater than 50 provides high color rendering
- Field selectable color temperature (5 colors)
 - 2700K, 3000K, 3500K, 4000K, 5000K
 - Color Temperature (CCT) is set to a factory default of 3000K
- Meets ENERGY STAR® color angular uniformity requirements, deviation is less than 0.006 u' v'

Remote Driver / Junction Box

- Die formed metal driver / junction box with captive hinged junction box cover
- Listed for (6) #12 AWG 90° C splice conductors, 2-in, 2-out plus (2) ground
- (4) 1/2" conduit pry-outs
- Accepts 14-2, 14-3, 12-2, 12-3 U.S. and 14-2, 14-3, 12-2 Canadian NM cable
- (3) wire nuts for quick and reliable mains voltage connections
- Integral mounting facilitates direct mounting to building structure or mounting frame

Driver

- 120V 60 Hz constant current driver provides noise free operation
- Continuous, flicker-free dimming from 100% to 10% with select leading or trailing edge 120V phase cut dimmers

Installation

- Can be installed in 3/8" to 5/8" thick ceilings
- Round ceiling cutout
- Heat treated springs hold fixture fitting securely in the ceiling eliminating light leaks
- Housing is less than 1/2" thick and can span a 2" nominal framing member
- Can be removed from below the ceiling for service or replacement

Compliance

- cULus certified type IC suitable for direct contact with air permeable insulation
- Not recommended for use in direct contact with spray foam insulation, reference NEMA LSD57-2013
- Wet location listed and IP44 ingress protection
- Airtight per ASTM-E283-04
- Suitable for use in clothes closets when installed in accordance with the NEC 410.16 spacing requirements
- EMI/RFI emissions per FCC 47CFR Part 15 consumer limits
- Contains no mercury or lead and RoHS compliant
- Photometric testing in accordance with IES LM-79-08
- Lumen maintenance projections in accordance with IES LM-80-08 and TM-21-11

- Can be used for State of California Title 24 high efficacy LED compliance under JA8, reference Modernized Appliance Efficiency Database System (MAEDBS) for 2022 JA8 High Efficacy Lighting
- ENERGY STAR® certified, reference "Certified Light Fixtures" database

Warranty

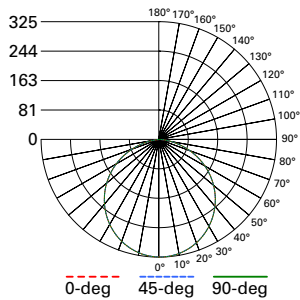
- Five year limited warranty, consult website for details. www.cooperlighting.com/warranty

Energy Data

Lumens (nom)	900
Input Voltage (VAC)	120
Input Current (A)	0.096
Efficiency (LpW)	95.7
Inrush Current (A)	2.38
Inrush Duration (ms)	0.020
THD	≤ 20%
PF	≥ 0.90
T Ambient (C)	-30 to +40
Sound Rating	≤ 22 dba

CCT	Watts	Lumens	LPW	CRI
2700K	10.8	925	85.4	93
3000K	10.1	915	90.6	93
3500K	11.3	925	82.2	93
4000K	11.2	925	82.8	93
5000K	10.8	940	86.8	93

Photometric Data



HLBSL609FS5-3000K

Spacing criterion:
(0-180) 1.26 | (90-270) 1.26 | (Diagonal) 1.37
Beam Angle: 112°
Field Angle: 160°
Lumens: 915
Input Watts: 10.1 W
Efficacy: 90.6 LPW
UGR: 21
Test Report: P869798

Zonal Lumen	Lumens	% Lumens
0-30	252	27.5
0-40	412	45
0-60	729	79.6
0-90	915	100

TM-30-15	Rf = 91
	Rg = 98
CRI/CIE	Ra = 94.6
	R9 = 81

CCT - Range of 2700K- 5000K

112°

Dimensional Details

