

110° 300 WATT PAR MOTION-ACTIVATED SECURITY FLOODLIGHT

**FEATURES**

- Motion sensor detects motion 110° up to 60 ft.
- Durable plastic construction
- Perfect for wall-mount or eave-mount applications
- Two 150W (maximum) PAR bulbs sold separately
- Available in black (MS34) and white (MS34W)

Compliances may not apply to all product configurations. Please consult the product spec sheet for compliance details.

**COMPLIANCES:** UL/cUL Listed, RoHS Compliant



**ALTERNATE COLOR**




MS34W White



MS34 SERIES

**150W PAR BULB**



**ORDERING INFORMATION**

Model	Description	Unit Carton Dimension (Inches)	Unit Carton Weight (Pounds)	Master Carton Dimension (Inches)	Master Carton Weight (Pounds)	Master Carton Quantity
MS34	110° PAR - Black	6.3H x 5.0W x 5.0D	1.00	6.8H x 15.5W x 10.3D	6.50	6
MS34W	110° PAR - White	6.3H x 5.0W x 5.0D	1.00	6.8H x 15.5W x 10.3D	6.50	6

110° 300 WATT PAR MOTION-ACTIVATED SECURITY FLOODLIGHT

**FEATURES**


- Motion sensor detects motion 110° up to 70 ft.
- Durable plastic construction with hidden sensor
- Perfect for wall-mount applications only
- Two 150W (maximum) PAR bulbs sold separately
- Available in black (MS600) and white (MS600W)

Compliances may not apply to all product configurations. Please consult the product spec sheet for compliance details.

**COMPLIANCES:** UL/cUL Listed, RoHS Compliant



**ALTERNATE COLOR**




MS600W White



MS600 SERIES

**150W PAR BULB**



**ORDERING INFORMATION**

Model	Description	Unit Carton Dimension (Inches)	Unit Carton Weight (Pounds)	Master Carton Dimension (Inches)	Master Carton Weight (Pounds)	Master Carton Quantity
MS600	110° PAR - Black	6.80H x 4.73W x 4.78D	1.00	7.5H x 5.31W x 10.1D	2.50	2
MS600W	110° PAR - White	6.80H x 4.73W x 4.78D	1.00	7.5H x 5.31W x 10.1D	2.50	2

110° 150 WATT QUARTZ HALOGEN MOTION-ACTIVATED SECURITY FLOODLIGHT

**FEATURES**

- Motion sensor detects motion 110° up to 70 ft.
- Heavy-duty, die-cast metal housing construction
- Perfect for wall-mount or eave-mount applications
- 150W (maximum) halogen bulb included
- Available in black (MS80) and white (MS80W)

Compliances may not apply to all product configurations. Please consult the product spec sheet for compliance details.

**COMPLIANCES:** UL/cUL Listed, RoHS Compliant



**ALTERNATE COLOR**

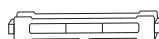


MS80W White



MS80 SERIES

**150W HALOGEN BULB**



**ORDERING INFORMATION**

Model	Description	Unit Carton Dimension (Inches)	Unit Carton Weight (Pounds)	Master Carton Dimension (Inches)	Master Carton Weight (Pounds)	Master Carton Quantity
MS80	110° Halogen - Black	6.3H x 6.85W x 5.2D	1.50	7.10H x 11.0W x 7.5D	3.50	2
MS80W	110° Halogen - White	6.3H x 6.85W x 5.2D	1.50	7.10H x 11.0W x 7.5D	3.50	2

**NOTE:** Specifications and dimensions subject to change without notice. Consult your Cooper Lighting Solutions Representative or visit our website at [www.cooperlighting.com](http://www.cooperlighting.com) for available options, accessories and ordering information.