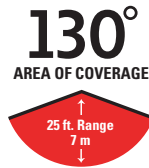


130° Motion Sensor Twin Head Solar Powered LED Floodlight

- Motion sensor detects motion 130° up to 25 ft.
- 320 lumens
- Replaceable Ni-MH batteries
- 3 in. x 5 in. solar panel with 16 ft. cord
- Adjustable time setting for 1 to 3 minutes
- Integral light sensor prevents light from turning ON during daylight hours

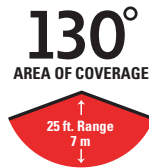


MST1301LW

MODEL#	PRODUCT DESCRIPTION	UPC#	MASTER CARTON
MST1301LW	130° Solar Powered LED Floodlight	0 80083 70970 0	2Pk

130° Motion Sensor Single Head Solar Powered LED Floodlight

- Motion sensor detects motion 130° up to 25 ft.
- 240 lumens
- Integral Li-ion rechargeable battery pack
- 3 in. x 5 in. solar panel with 16 ft. cord
- Adjustable time setting for 1 to 3 minutes
- Integral light sensor prevents light from turning ON during daylight hours

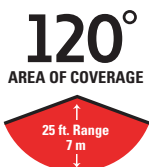


MSS1301LW

MODEL#	PRODUCT DESCRIPTION	UPC#	MASTER CARTON
MSS1301LW	130° Solar Powered LED Floodlight	0 80083 70518 4	2Pk

120° Motion Sensor Solar Powered LED Floodlight

- Motion sensor detects motion 120° up to 25 ft.
- 300 lumens, equivalent to 40W incandescent
- Integrated Li-ion batteries provide up to 60 min. run time
- Easy installation with mounting bracket for portable/emergency use
- Integral polycrystalline solar panel, no wiring necessary
- Auto 1 minute fixed time setting



MSLED300W



MSLED300

MODEL#	PRODUCT DESCRIPTION	UPC#	MASTER CARTON
MSLED300	120° LED Solar Wedge, Black	0 80083 72821 3	2Pk
MSLED300W	120° LED Solar Wedge, White	0 80083 74816 7	2Pk